

MUFFLER QUOTE REQUEST

Please complete all details and email to:
 michael.thearle@hushpak.com.au



91 Bailey Street Adamstown, NSW, 2289
 02 4952 1533

YOUR DETAILS	
Location/Site:	
Name:	Mobile:
Company:	Date:

VEHICLE DETAILS	
Year:	
Make:	Engine:
Model:	Serial Number:

MUFFLER TYPE: Tick the appropriate muffler type



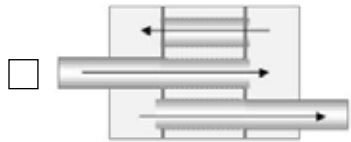
Straight Through Expansion Louder



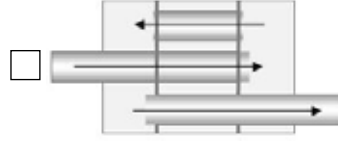
Straight Through Absorptive Loud



Sound Suppressed



Reverse Flow Quiet



Reverse Flow Absorptive Quieter

MUFFLER CROSS SECTION: Please select shape and give dimensions required in mm



Round



Oval



Flat with rounded ends



Rectangular

Casing Diameter: Casing Width: Casing Width: Casing Width:
 Casing Height: Casing Height: Casing Height:

INLET CONNECTION: Please provide the following information



STRAIGHT SPIGOT EXPANDED END FLANGED 'V' BAND CLAMP

Note: Flanges supplied loose for customer alignment

Length:	Overall Length:	Overall Length:	Overall Length:
Internal Pipe Diameter:	Internal Pipe Diameter:	Internal Pipe Diameter:	Internal Pipe Diameter:
	Expanded Internal Pipe Diameter:	Flange Diameter:	Clamp Size:
		Bolt Size:	Clamp Flange Diameter:
		Number of Bolts:	Spigot Type: Male/Female
		Bolt Circle Diameter:	Spigot Diameter:
		Flange Thickness:	Spigot Length/Recess:

OUTLET CONNECTION: Please provide the following information


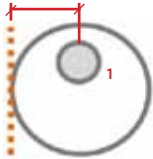
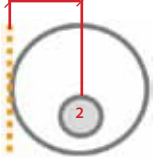
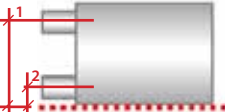
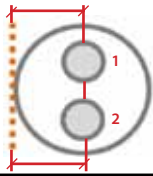
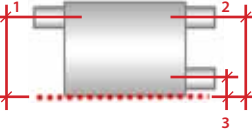
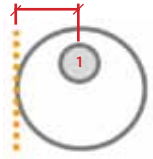
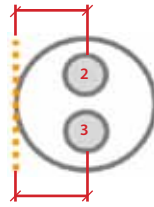
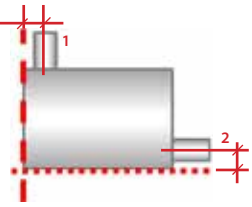
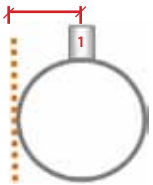
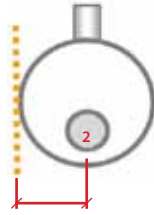
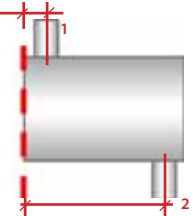
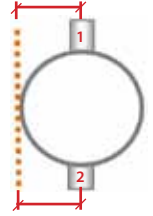


STRAIGHT SPIGOT EXPANDED END FLANGED 'V' BAND CLAMP

Note: Flanges supplied loose for customer alignment

Length:	Overall Length:	Overall Length:	Overall Length:
Internal Pipe Diameter:	Internal Pipe Diameter:	Internal Pipe Diameter:	Internal Pipe Diameter:
	Expanded Internal Pipe Diameter:	Flange Diameter:	Clamp Size:
		Bolt Size:	Clamp Flange Diameter:
		Number of Bolts:	Spigot Type: Male/Female
		Bolt Circle Diameter:	Spigot Diameter:
		Flange Thickness:	Spigot Length/Recess:

PLEASE PROVIDE THE FOLLOWING MEASUREMENTS FOR THE PARTICULAR MUFFLER TYPE

View A	Measurements Required	mm	View B	Measurements Required	mm	View C	Measurements Required	mm
Mufflers viewed lying flat on the ground. ie; all openings approx the same height off ground.			Mufflers viewed from left end. Shape of muffler representative only.			Mufflers viewed from right end. Shape of muffler representative only.		
2 Openings Opposite Ends	Opening 1 distance from..... to centre of opening		Opening 1	Opening 1 distance from..... to centre of opening		Opening 2	Opening 2 distance from..... to centre of opening	
	Opening 2 distance from..... to centre of opening							
2 Openings Same End	Opening 1 distance from..... to centre of opening		Openings 1 and 2	Opening 1 distance from..... to centre of opening				
	Opening 2 distance from..... to centre of opening			Opening 2 distance from..... to centre of opening				
3 Openings Opposite Ends	Opening 1 distance from..... to centre of opening		Opening 1	Opening 1 distance from..... to centre of opening		Openings 2 and 3	Opening 2 distance from..... to centre of opening	
	Opening 2 distance from..... to centre of opening			Opening 1 distance from..... to centre of opening			Opening 3 distance from..... to centre of opening	
2 Openings One Side Entry	Opening 1 distance from ____ to centre of opening		Opening 1	Opening 1 distance from..... to centre of opening		Opening 2	Opening 2 distance from..... to centre of opening	
	Opening 2 distance from..... to centre of opening							
2 Openings Two Side Entries	Opening 1 distance from ____ to centre of opening		Openings 1 and 2	Opening 1 distance from..... to centre of opening				
	Opening 2 distance from ____ to centre of opening			Opening 2 distance from..... to centre of opening				